

BLOOM™ WINCH

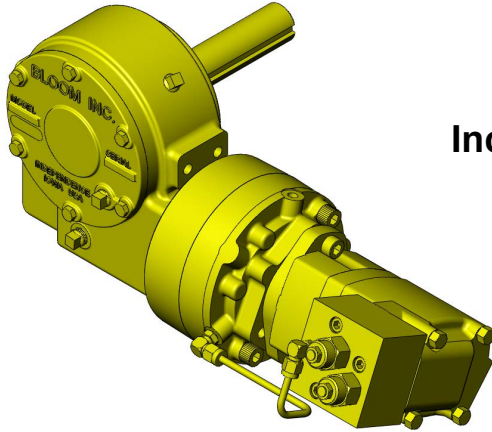


Series 1100K

Hydraulic Speed Reducer

*"Quality Since
1910"*

The rugged construction and versatility of the **Series 1100K Speed Reducer** is ideal for stationary and mobile applications where slow speed, high torque, or variable speed and reversing are needed. Applications include paving and curb forming, ditching, irrigation, and plastic and extruding equipment.



**Up To 24,000
Inch Pounds of Output Torque**

Bloom™ Hydraulic Speed Reducers – Standard Features

- | | |
|---------------------|--|
| GEAR CASE | - Made of high strength cast iron. Completely sealed for oil enclosed operation and to keep dirt out. |
| WORM SHAFT | - One piece alloy steel hardened and ground to insure long service. The hydraulic motor couples direct to the shaft. |
| WORM GEAR | - High tensile aluminum-nickel alloy bronze . Optimum lead and pressure angles transmit maximum power to the drum. |
| GEAR RATIO | - 20:1 standard, optional 10:1, 27:1 and 40:1 ratios provide optimum efficiency in power and speed. |
| BEARINGS | - Worm gear and worm shaft run on tapered roller bearings in an oil enclosed gear case. |
| OUTPUT SHAFT | - 1-1/2" diameter heat -treated alloy steel minimum tensile strength 150,000 psi. |
| MOTOR MOUNT | - SAE (A) 2 bolt flange. |
| BRAKE | - Spring applied hydraulic release brake automatically holds load when hydraulic pressure is released. |



BLOOM

Manufacturing Inc.

Winch Division

*Lifting
Pulling
Hoisting*

Toll Free Number: 1-800-394-1139

www.bloommfg.com

"Custom Engineered Solutions"

1443 220th Street,, Independence, Iowa 50644 • FAX: 319-827-1140 • PHONE: 319-827-1139

BLOOM™ WINCH



Series 1100K

Model Selection from Performance Data

*"Quality Since
1910"*

MODEL EXAMPLE: 11K-AM-SR-RH-20


**Gear Case and
Shaft Designation** _____
11K = Series 1100K with 1-1/2" Output Shaft)

Hydraulic Motor Designation _____
AM, 4.9M, 6.2M, 8.0M, 9.6M, 11.9M

Gear Ratios
10:1, 20:1, 27:1, 40:1

Shaft Position
RH - Right Hand (Standard)
LH - Left Hand

Speed Reducer _____



BLOOM™ WINCH

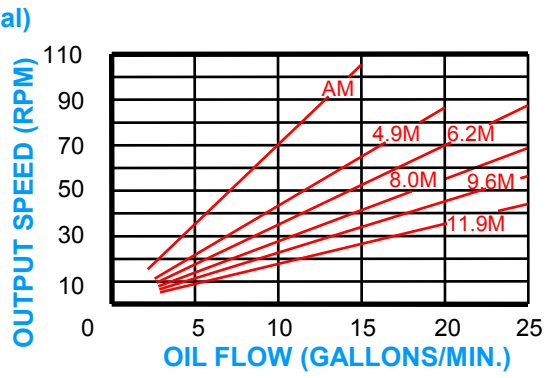
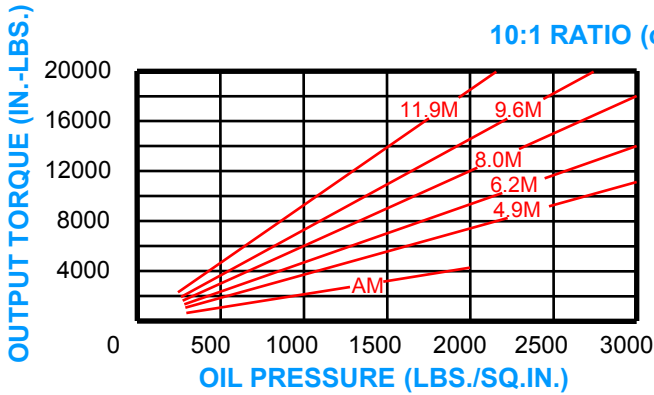


Series 1100K

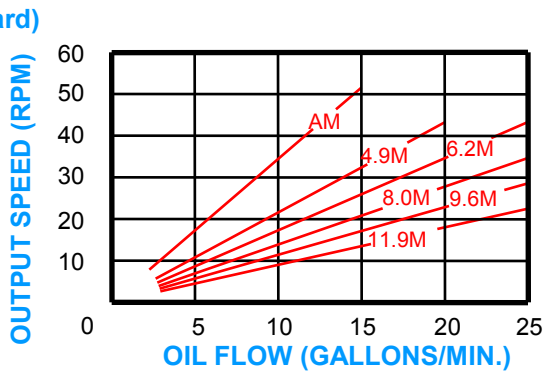
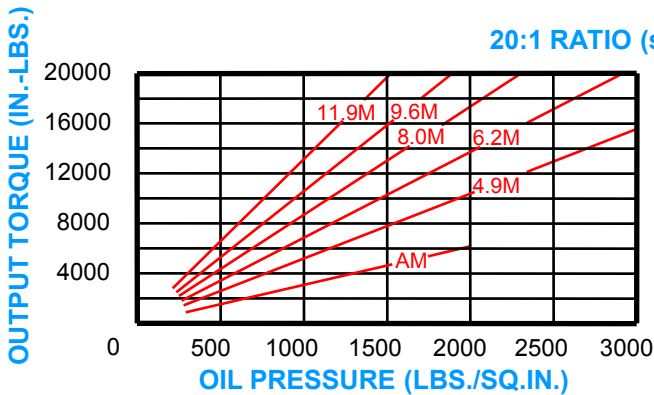
"Quality Since 1910"

Bloom Hydraulic Speed Reducers With Hydraulic Safety Brake Model Selection from Performance Data

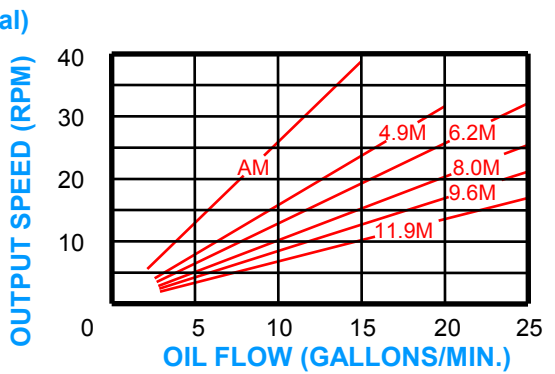
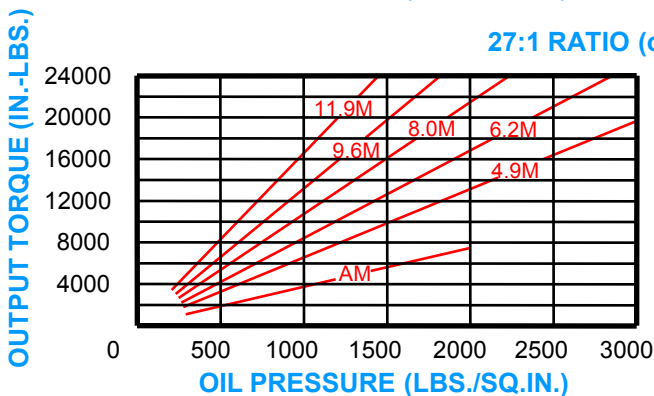
10:1 RATIO (optional)



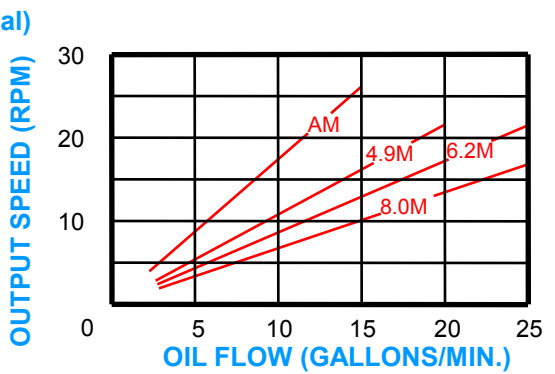
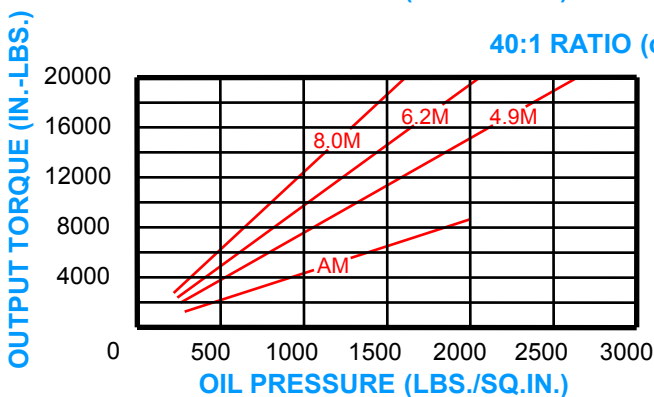
20:1 RATIO (standard)



27:1 RATIO (optional)



40:1 RATIO (optional)

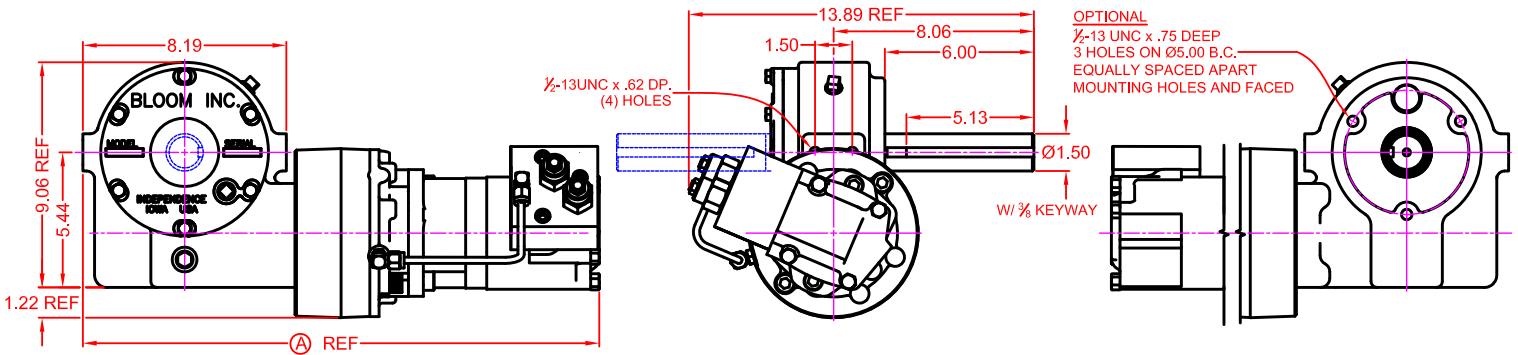
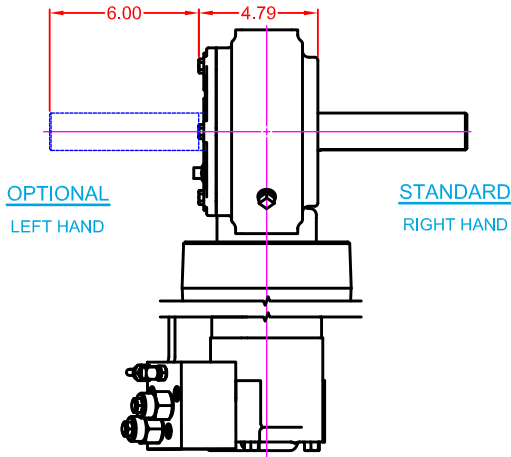




**“Quality Since
1910”**

Dimensional Drawings

Series 1100K Speed Reducer



MOTOR DESIGNATION	AM	4.9M	6.2M	8.0M	9.6M	11.9M
(A) DIMENSION	10.04	11.74	12.01	12.26	12.26	12.53

OVERHUNG LOAD ON OUTPUT SHAFT AT 100 RPM (LB.)	Ø1.50 SHAFT
1" FROM FACE OF GEARCASE	750
2" FROM FACE OF GEARCASE	600
3" FROM FACE OF GEARCASE	500

BLOOM™ WINCH

1100K SERIES MODEL SELECTION

AM MOTOR

11K-AM-SR

BM MOTOR

11K-BM-SR

4.9M MOTOR

11K-4.9M-SR

6.2M MOTOR

11K-6.2M-SR

8.0M MOTOR

11K-8.0M-SR

9.6M MOTOR

11K-9.6M-SR

11.9 MOTOR

11K-11.9M-SR

INPUT SHAFT MOTOR

11-IS-SR

BLOOM™ WINCH

Correct choice of Directional Control Valves for Bloom Winches

Motor Spool Valve – Work Ports are **open** to tank in neutral position.

Use on all winches that use Counter Balance Valves to hold load.

*Winches require ridged mounting plate.
See owner's manual for information about proper mounting plate thickness or call Bloom Sales Engineer at factory.


WARNING!

Goods are not intended for use in the moving or lifting of persons!

The winches described herein are neither designed nor intended for use or application to equipment used in the lifting or moving of persons and it is understood that all such use shall be at the sole risk of the user.

The cable clamps on winches are not designed to hold rated loads. A minimum of 5 wraps of cable must be left on drum barrel to guarantee holding of rated load.

Applications of winch where life would be endangered by any event are not recommended.



BLOOM Manufacturing Inc. **Winch Division**

1443 220th Street,, Independence, Iowa 50644

FAX 319-827-1140 PHONE 319-827-1139

www.bloommfg.com

©Copyright 2015 Bloom Mfg. Inc.