


# BLOOM™ WINCH



## Series 2200KC

### HYDRAULIC PLANETARY CABLE WINCHES

The rugged construction and versatility of the **2200KC Series** makes it adaptable to a wide range of applications. The **2200KC Series** clutch drive winches are equipped with a sliding clutch to allow free-spooling of the drum for pulling applications including factory material handling, mining and logging equipment, flat bed trailers, air freight pullers, off the road tractors and rear of cab and front mounting on ½ to 1 ½ ton trucks. The **2200KC Series** is equipped with hydraulic Fail-Safe Brake.



“Quality Since  
1910”

**UP TO 20,000 LBS.  
CAPACITY**

## Bloom™ Hydraulic Cable Winches – Standard Features

- BRAKE** - **DUET-SAFE® Double Action Braking System** combines a powerful spring applied, hydraulic released brake with a double counter balance brake valve to automatically hold loads when hydraulic pressure is released and control speed during lowering operations. Winch is ideal for high speed pulling applications or wherever load holding is critical.
- GEAR CASE** - Made of high strength steel. Completely sealed for oil enclosed operation and to keep dirt out.
- PLANETARY GEAR** - High Efficiency Double Reduction – Rugged - Built to Last.
- GEAR RATIO** - 17:1 standard.
- BEARINGS** - Drum Shaft is supported by two heavy duty oil lubricated bearings in gear case, and one permanently sealed ball bearing in end housing.
- DRUM SHAFT** - 2-1/4" diameter heat -treated alloy steel minimum tensile strength 150,000 psi.
- CABLE DRUM** - Tough all steel construction resists breakage or warping.
- CLUTCH** - 2200KC Series winches comes equipped with heat-treated dog type clutch to provide free-spooling of the winch drum. Positive lock-in and lock-out.



**BLOOM**  
Manufacturing Inc.  
Winch Division

**Lifting  
Pulling  
Hoisting**

www.bloommfg.com

**“Custom Engineered Solutions”**

Toll Free Number: 1-800-394-1139

1443 220<sup>th</sup> Street., Independence, Iowa 50644 • FAX: 319-827-1140 • PHONE: 319-827-1139

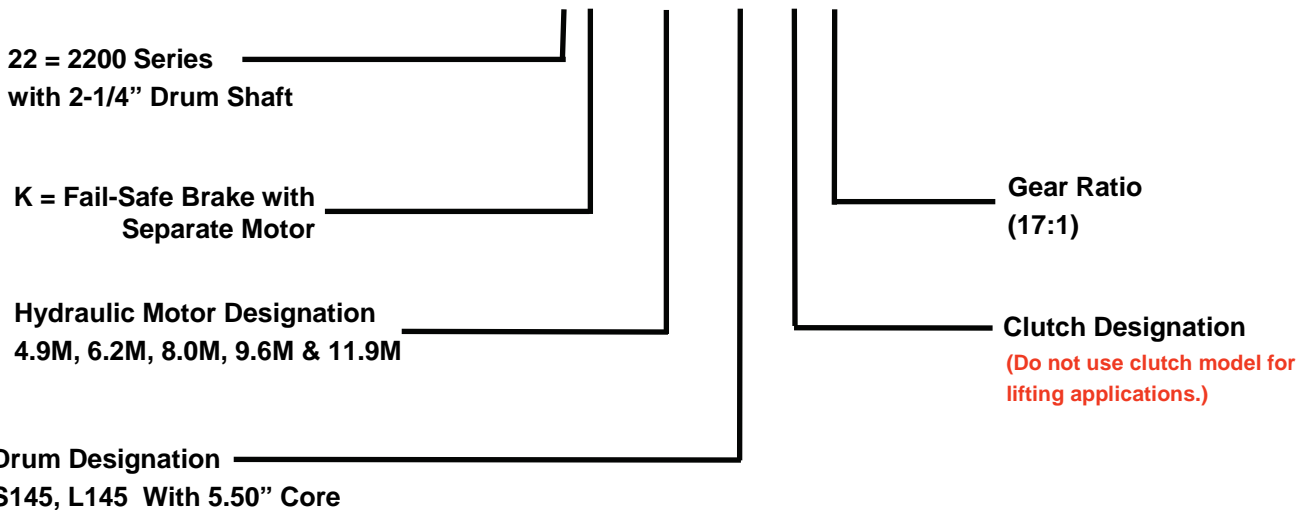
# BLOOM™ WINCH



"Quality Since 1910"

## 2200KC Series Model Selection from Performance Data

MODEL EXAMPLE: 22K-6.2M -L145-C-17



(22K) Indicates a 2200KC Series winch with 2 1/4" drum shaft. The "K" indicates 2000 series motor with standard fail-safe brake.

(6.2M) Designates hydraulic motor. Motor size is determined from motor performance charts. All motors come complete with attached double counter balanced valve.

(L145) Drum designation.

## DRUM CAPACITY

CABLE DIAMETER (IN.)	5/16	3/8	7/16	1/2	9/16	5/8
DRUM "S145" CAPACITY (FT.)	674	465	305	234	170	126
DRUM "L145" CAPACITY (FT.)	1214	842	662	425	318	303

(C) Designates 2200KC Series winch with dog type clutch for free - spooling drum.

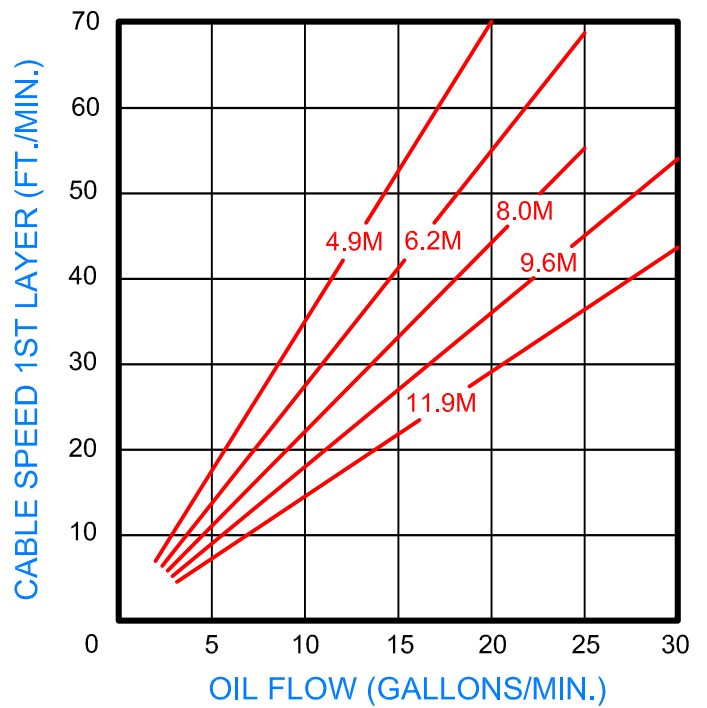
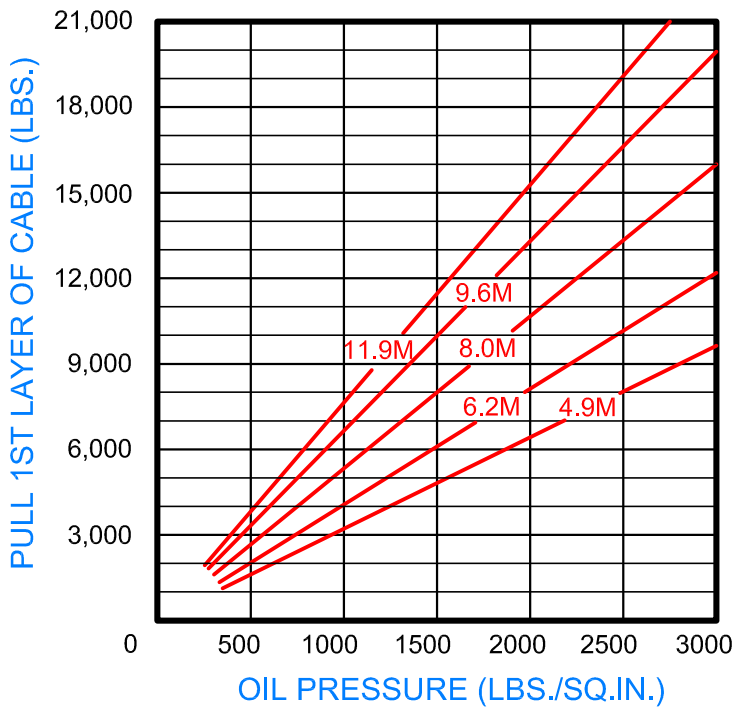
(17) Indicates gear ratio. 17:1 is standard.

# BLOOM™ WINCH

## 2200KC Series

With Hydraulic Fail-safe Brake  
Model Selection from Performance Data

17:1 RATIO



17:1 RATIO



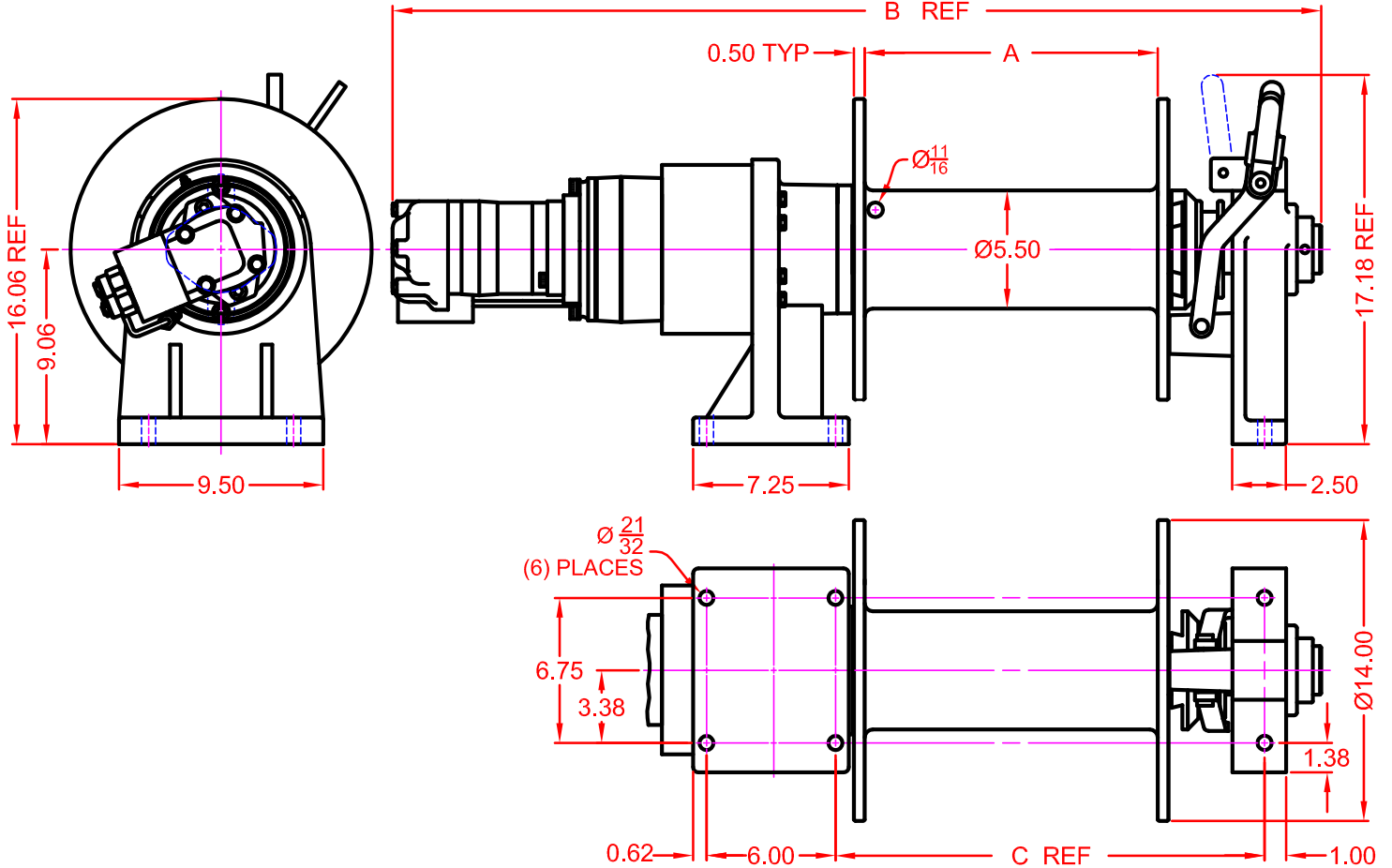
"Quality Since  
1910"

# BLOOM™ WINCH

## Dimensional Drawings

Series 2200KC

Base Mount Model - Clutch Drive



B DIMENSION	MOTOR DESIGNATION				
	4.9M	6.2M	8.0M	9.6M	11.9M
S145 DRUM	36.42	36.69	36.94	36.94	37.21
L145 DRUM	42.42	42.69	42.94	42.94	43.21

WINCH DIMENSION	DRUM DESIGNATION	
	S145 DRUM	L145 DRUM
A DIMENSION	7.63	13.63
C DIMENSION	13.97	19.97

# **BLOOM™ WINCH**

## Correct choice of Directional Control Valves for Bloom Winches

Winches require a **Motor Spool Control Valve**.  
That is the valve's work ports are **open** to tank in neutral position.

\*Winches require ridged mounting plate.  
See owner's manual for information about proper mounting  
plate thickness or call Bloom Sales Engineer at factory

### **WARNING!**

Goods are not intended for use in the moving or lifting of  
persons!

The winches described herein are neither designed nor intended  
for use or application to equipment used in the lifting or moving of  
persons and it is understood that all such use shall be at the sole  
risk of the user.

The cable clamps on winches are not designed to hold rated  
loads. A minimum of 5 wraps of cable must be left on drum barrel  
to guarantee holding of rated load.

Applications of winch where life would be endangered by any  
event are not recommended.



## **BLOOM Manufacturing Inc.** **Winch Division**

1443 220<sup>th</sup> Street, Independence, Iowa 50644

FAX 319-827-1140 PHONE 319-827-1139

[www.bloommfg.com](http://www.bloommfg.com)

©Copyright 2010 Bloom Mfg. Inc.